


KWRL

TRANSPORTATION



800 3RD STREET | WOODLAND, WA 98674 | TEL 360.225.8075 | FAX 360.225.6410

Joint Meeting with KWRL Board of Directors

Wednesday, October 26, 2011
7:00-8:00 pm

AGENDA

1. Welcome and Introductions (5 Minutes)
2. Financial Summary (5 Minutes)
3. Personnel Summary (5 minutes)
4. Fleet Acquisition and Inventory (5 Minutes)
5. Special Education Transportation Update (5 Minutes)
6. Status of Woodland Facility (5 Minutes)
7. Property Acquisition (20 Minutes)
8. Items from Board Members (10 Minutes)

HOURS AND MILES REPORT - YEAR TO DATE

August 1, 2010 through July 31, 2011

	KWRL TOTAL		Kalama		Woodland		Ridgefield		LaCenter	
	HOURS	MILES	HOURS	MILES	HOURS	MILES	HOURS	MILES	HOURS	MILES
Basic	41,494.5	457,748	5,644.6	55,123	13,102.5	154,454	14,130.9	169,395	8,616.5	78,776
Special Ed	18,407.9	320,384	2,596.1	38,628	4,559.3	79,024	5,433.8	103,773	5,818.7	98,959
Mid day K	289.2	3,832	0.0	0	289.2	3,832	0.0	0	0.0	0
Skill Shuttle	1,705.3	18,639	0.0	0	568.1	6,213	569.1	6,213	568.1	6,213
Field trips	1,183.1	16,962	145.6	2,374	304.8	3,517	394.3	5,651	338.4	5,420
Extracurricular	3,580.3	42,093	696.1	8,365	720.7	6,436	1,275.3	16,362	888.3	10,929
Activity Run	0.0	0	0.0	0	0.0	0	0.0	0	0.0	0
Basic Shuttle	339.8	2,694	0.0	0	216.6	1,060	119.2	1,619	4.0	15
Other	845.8	24,298	101.5	2,916	287.6	8,261	296.0	8,504	160.7	4,617
<i>(Reimbursed)</i>	0.0	0								
TOTAL	67,845.9	886,650	9,183.9	107,406	20,048.8	262,797	22,218.6	311,518	16,394.7	204,929

HOURS AND MILES REPORT - YEAR TO DATE

August 1, 2010 through July 31, 2011

	KWRL TOTAL		Kalama		Woodland		Ridgefield		LaCenter	
	HOURS	MILES	HOURS	MILES	HOURS	MILES	HOURS	MILES	HOURS	MILES
Basic	61.2%	51.6%	8.3%	6.2%	19.3%	17.4%	20.8%	19.1%	12.7%	8.9%
Special Ed	27.1%	36.1%	3.8%	4.4%	6.7%	8.9%	8.0%	11.7%	8.6%	11.2%
Mid day K	0.4%	0.4%	0.0%	0.0%	0.4%	0.4%	0.0%	0.0%	0.0%	0.0%
Skill Shuttle	2.5%	2.1%	0.0%	0.0%	0.8%	0.7%	0.8%	0.7%	0.8%	0.7%
Field trips	1.7%	1.9%	0.2%	0.3%	0.4%	0.4%	0.6%	0.6%	0.5%	0.6%
Extracurricular	5.3%	4.7%	1.0%	0.9%	1.1%	0.7%	1.9%	1.8%	1.3%	1.2%
Activity Run	0.0%	0.0%	0.0%	0.0%	0.0%	0.0%	0.0%	0.0%	0.0%	0.0%
Basic Shuttle	0.5%	0.3%	0.0%	0.0%	0.3%	0.1%	0.2%	0.2%	0.0%	0.0%
Other	1.2%	2.7%	0.1%	0.3%	0.4%	0.9%	0.4%	1.0%	0.2%	0.5%
Total Per Cent	100.0%	100.0%	13.5%	12.1%	29.6%	29.6%	32.7%	35.1%	24.2%	23.1%

Note: Hours or miles reimbursed by users other than KWRL members are NOT included in calculations of hours and miles percentages.

9 YEAR SUMMARY FOR BASIC, FT, EXC, OTHER, SE

MILES ONLY

KALAMA

	Basic	Field trips	Extracurricular	Other	Special Ed
02/03	49,545	3,297	9,402	2,231	0
03/04	51,378	3,527	9,044	2,664	0
04/05	51,186	4,137	12,053	2,770	0
05/06	50,343	3,636	11,977	2,383	0
06/07	53,725	3,538	11,430	2,732	0
07/08	53,693	3,849	11,379	2,036	0
08/09	54,790	2,643	10,120	2,484	0
09/10	54,550	2,329	8,331	2,747	32,167
10/11	55,123	2,374	8,365	2,916	38,628

WOODLAND

	Basic	Field trips	Extracurricular	Other	Special Ed
02/03	153,836	5,147	15,427	5,738	0
03/04	134,775	5,774	16,514	6,850	0
04/05	143,060	5,346	16,871	7,123	0
05/06	147,160	7,557	13,572	6,753	0
06/07	151,636	7,333	11,502	7,742	0
07/08	153,213	6,934	11,951	5,770	0
08/09	155,349	4,702	9,910	7,037	0
09/10	153,636	5,008	7,966	7,784	54,136
10/11	154,454	3,517	6,436	8,261	79,024

RIDGEFIELD

	Basic	Field trips	Extracurricular	Other	Special Ed
02/03	118,696	3,647	19,819	5,260	15,150
03/04	137,381	3,802	19,427	6,279	15,064
04/05	135,030	4,726	17,743	6,530	19,292
05/06	145,971	4,570	20,177	6,952	27,260
06/07	171,497	5,386	12,947	7,970	25,152
07/08	171,254	5,409	13,125	5,940	28,390
08/09	166,838	5,491	13,124	7,244	33,724
09/10	167,642	5,103	14,494	8,013	44,377
10/11	169,395	5,651	16,362	8,504	103,773

LACENTER

	Basic	Field trips	Extracurricular	Other	Special Ed
02/03	63,859	3,035	13,327	2,710	15,135
03/04	70,096	3,531	13,293	3,235	214
04/05	72,565	2,747	13,071	3,364	0
05/06	69,627	4,350	13,389	3,774	0
06/07	74,946	6,348	16,977	4,326	0
07/08	76,274	4,697	15,940	3,224	0
08/09	76,285	3,348	13,107	3,932	0
09/10	76,800	4,069	11,090	4,350	54,360
10/11	78,776	5,420	10,929	4,617	98,959

TOTAL FOR KWRL

	Basic	Field trips	Extracurricular	Other	Special Ed
02/03	385,936	15,126	57,975	15,939	30,285
03/04	393,630	16,634	58,278	19,028	15,278
04/05	401,841	16,956	59,738	19,787	19,292
05/06	413,101	20,113	59,115	19,862	27,260
06/07	451,804	22,605	52,856	22,770	25,152
07/08	454,434	20,889	52,395	16,970	28,390
08/09	453,262	16,184	46,261	20,697	33,724
09/10	452,628	16,509	41,881	22,894	185,040
10/11	457,748	16,962	42,092	24,298	320,384

KWRL Transportation Co-op
6 YEAR SUMMARY FOR TOTAL MILES

YEAR	MILES
05/06	567497
06/07	600457
07/08	597867
08/09	593960
09/10	743255
10/11	886650

KWRL Transportation Co-op
9 YEAR SUMMARY FOR FUEL USAGE

YEAR	GALLONS
03/04	82567
04/05	82936
05/06	85114
06/07	92985
07/08	90468
08/09	91494
09/10	111750
10/11	123481

10-11 ACTUAL UNFUNDED

**KWRL 2010-11 ACTUAL UNFUNDED COST CALCULATION
HOURS & MILES THROUGH 07/11**

	<u>10-11 ACTUAL UNFUNDED</u>	<u>10-11 BUDGET UNFUNDED</u>
WOODLAND PROGRAM 99, 10-11 ACTUAL TO-FROM EXPENDITURES PLUS UTILITIES	\$3,370,448	\$3,365,000
LESS ACTUAL 2010-11 ALLOTMENT REVENUE ACCOUNT 4199	\$2,373,839	\$2,300,000
LESS OTHER ACTUAL MISCELLANEOUS REVENUES	<u>\$29,841</u>	<u>\$30,000</u>
TOTAL UNFUNDED COST	<u>(\$966,768)</u>	<u>(\$1,035,000)</u>

<u>DISTRICT</u>	BUDGET % AVG MILES/ HOURS	% BASED ON 2010-11 AVG MILES/HRS	PLUS OR MINUS 09-10 ADJUSTMENT	10-11 SHARE OF OF UNFUNDED COSTS	<u>10-11 ADJUSTED UNFUNDED</u>	<u>10-11 BUDGETED UNFUNDED</u>
WOODLAND	30.36%	30.26%	\$0	(\$292,544)	(\$292,544)	(\$334,770)
KALAMA	12.45%	12.55%	\$11,335	(\$121,281)	(\$132,616)	(\$138,121)
RIDGEFIELD	33.78%	33.95%	(\$42,530)	(\$328,169)	(\$285,639)	(\$338,135)
LACENTER	23.42%	23.25%	\$31,195	(\$224,774)	(\$255,969)	(\$223,974)
	100.00%	100.00%	\$0	(\$966,768)	(\$966,768)	(\$1,035,000)

Miles & Hours through 7/11

ADMIN COST BILLING -

ADMIN COST ATTRIBUTES COSTS TO TIME SPENT BY DIFFERENT WOODLAND OFFICE STAFF AS FOLLOWS -

30% OF PAYROLL -	\$20,917	09-10 FEE
25% OF AP/PUR -	\$15,009	
20% OF BUS MGR CONTRACT -	\$8,653	
5% OF SUPERINTENDENT -	\$8,172	
TOTAL	\$52,751	\$ 52,437.00

ADMINISTRATIVE FEE BILLING

	PERCENT BASE 2009-10 MILES/HRS AVG	AMT OWED 2010-11 ADMIN FEE	MONTHLY PAYMENT FOR 10-11
KALAMA	13.35%	\$7,042	\$587
WOODLAND	32.35%	\$17,065	\$1,422
RIDGEFIELD	32.67%	\$17,234	\$1,436
LACENTER	21.64%	\$11,415	\$951
	100.00%	\$52,757	

PPSS	AA	OBBB	PPSS	AA	OBBB	LLL	Budget	Current	Year-to-Date	Outstanding	Balance	%
										Encumbrance		
PUPIL TRN	KWRL ADMIN	CLASS SAL	9900	51	3000	000	182,966.00	15,297.37	183,569.32		-603.32	100.33
PUPIL TRN	KWRL ADMIN	CLASS-XTRA DUTY	9900	51	3030	000	6,650.00	1,812.63	14,096.21		-7,446.21	211.97
PUPIL TRN	KWRL ADMIN	CLASS - OT	9900	51	3040	000	1,448.00				1,448.00	
PUPIL TRN	KWRL ADMIN	CLASS BUY-BACK	9900	51	3300	000			605.52		-605.52	
*CLASS SAL			9900	51	3---	---	191,064.00	17,110.00	198,271.05		-7,207.05	103.77
PUPIL TRN	KWRL ADMIN	CLASS MEDICAL	9900	51	4310	000	41,760.00	3,002.07	34,463.26		7,296.74	82.53
PUPIL TRN	KWRL ADMIN	CLASS L & I	9900	51	4320	000	1,700.00	213.35	2,264.32		-564.32	133.20
PUPIL TRN	KWRL ADMIN	CLASS UNEMP	9900	51	4330	000	1,146.00	102.55	1,167.67		-21.67	101.89
PUPIL TRN	KWRL ADMIN	CLASS FICA	9900	51	4340	000	14,616.00	1,289.92	14,711.23		-95.23	100.65
PUPIL TRN	KWRL ADMIN	CLASS RETIRE	9900	51	4350	000	10,549.00	694.11	8,449.10		2,099.90	80.09
PUPIL TRN	KWRL ADMIN	CLASS DENTAL	9900	51	4360	000		567.22	6,700.72		-6,700.72	
PUPIL TRN	KWRL ADMIN	CLASS HCA	9900	51	4380	000		241.00	2,985.84		-2,985.84	
*EMPL BENE			9900	51	4---	---	69,771.00	6,110.22	70,742.14		-971.14	101.39
PUPIL TRN	KWRL ADMIN	SUPPLIES	9900	51	5000	000	2,500.00	416.73	1,758.13		741.87	70.33
PUPIL TRN	KWRL ADMIN	POSTAGE	9900	51	5200	000	250.00		496.26		-246.26	198.50
PUPIL TRN	KWRL ADMIN	HOFFMAN/TOLLS	9900	51	5220	000	250.00		5,703.73		-5,453.73	2,281.49
PUPIL TRN	KWRL ADMIN	OFFICE SUPPLIES	9900	51	5400	000	1,500.00	1,632.39	2,803.24		-1,303.24	186.88
PUPIL TRN	KWRL ADMIN	NON-CAP EQUIP	9900	51	5430	000	1,850.00	2,494.28	4,230.87		-2,380.87	228.70
*SUPPLIES			9900	51	5---	---	6,350.00	4,543.40	14,992.23		-8,642.23	236.10
PUPIL TRN	KWRL ADMIN	CONTR SRV	9900	51	7000	000	15,000.00	3,286.42	22,033.24		-7,033.24	146.89
PUPIL TRN	KWRL ADMIN	PHYS THERAPY	9900	51	7010	000	1,500.00		1,653.31		-153.31	110.22
PUPIL TRN	KWRL ADMIN	LEGAL SVS	9900	51	7110	000	18,000.00		21,253.91		-3,253.91	118.08
PUPIL TRN	KWRL ADMIN	MED EXAM	9900	51	7170	000	6,500.00	1,389.00	4,368.00		2,132.00	67.20
PUPIL TRN	KWRL ADMIN	PROF DUES	9900	51	7210	000			100.00		-100.00	
PUPIL TRN	KWRL ADMIN	CONF REG - PD	9900	51	7250	000	250.00				250.00	
PUPIL TRN	KWRL ADMIN	EQUIP REPAIR	9900	51	7310	000	2,000.00	321.08	321.08		1,678.92	16.05
PUPIL TRN	KWRL ADMIN	COPY/RISO LEASE	9900	51	7520	000	2,500.00				2,500.00	
PUPIL TRN	KWRL ADMIN	ELECTRICITY	9900	51	7610	000	11,000.00	1,545.23	11,136.19		-136.19	101.24
PUPIL TRN	KWRL ADMIN	WATER	9900	51	7650	000	3,500.00	503.66	3,641.18		-141.18	104.03
PUPIL TRN	KWRL ADMIN	TELEPHONE	9900	51	7660	000	3,000.00	65.04	609.78		2,390.22	20.33
PUPIL TRN	KWRL ADMIN	NATURAL GAS	9900	51	7670	000	4,000.00	37.81	3,787.42		212.58	94.69
PUPIL TRN	KWRL ADMIN	PRINTING	9900	51	7710	000	750.00		540.53		209.47	72.07
PUPIL TRN	KWRL ADMIN	ADVERT	9900	51	7770	000	500.00				500.00	
*CONTR SRV			9900	51	7---	---	68,500.00	7,148.24	69,444.64		-944.64	101.38
PUPIL TRN	KWRL ADMIN	TRAVEL	9900	51	8000	000			318.00		-318.00	
PUPIL TRN	KWRL ADMIN	MEALS/LODGING	9900	51	8100	000	250.00				250.00	

PPSS	AA	OBBS	PPSS	AA	OBBS	LLL	Budget	Current	Year-to-Date	Outstanding	Balance	
										Encumbrance		\$
PUPIL TRN	KWRL ADMIN	MILEAGE	9900	51	8210	000	1,500.00					
*TRAVEL			9900	51	8---	---	1,750.00		1,106.04		393.96	73.74
									1,424.04		325.96	81.37
*KWRL ADMIN			9900	51	----	---	337,435.00	34,911.86	354,874.10		-17,439.10	105.17
PUPIL TRN	OPER BUS	CLASS SAL	9900	52	3000	000	1,010,568.00	85,092.35	1,227,142.97		-216,574.97	121.43
PUPIL TRN	OPER BUS	DRIVER SUBS	9900	52	3020	000	94,248.00		131,168.51		-36,920.51	139.17
PUPIL TRN	OPER BUS	CLASS-XTRA DUTY	9900	52	3030	000			9,351.29		-9,351.29	
PUPIL TRN	OPER BUS	CLASS - OT	9900	52	3040	000	3,114.00		2,707.79		406.21	86.96
PUPIL TRN	OPER BUS	UNASSIGNED	9900	52	3060	000			400.00		-400.00	
PUPIL TRN	OPER BUS	CLASS BUY-BACK	9900	52	3300	000			622.12	1,433.18	-1,433.18	
*CLASS SAL			9900	52	3---	---	1,107,930.00	85,714.47	1,372,203.74		-264,273.74	123.85
PUPIL TRN	OPER BUS	CLASS MEDICAL	9900	52	4310	000	404,649.00	26,039.61	308,467.02		96,181.98	76.23
PUPIL TRN	OPER BUS	CLASS L & I	9900	52	4320	000	91,978.00	8,916.23	123,048.56		-31,070.56	133.78
PUPIL TRN	OPER BUS	CLASS UNEMP	9900	52	4330	000	6,403.00	514.27	7,877.68		-1,474.68	123.03
PUPIL TRN	OPER BUS	CLASS FICA	9900	52	4340	000	84,757.00	6,475.81	102,264.28		-17,507.28	120.66
PUPIL TRN	OPER BUS	CLASS RETIRE	9900	52	4350	000	60,246.00	4,661.02	66,924.50		-6,678.50	111.09
PUPIL TRN	OPER BUS	CLASS DENTAL	9900	52	4360	000		7,638.62	110,594.71		-110,594.71	
PUPIL TRN	OPER BUS	CLASS HCA	9900	52	4380	000		1,430.84	19,881.89		-19,881.89	
*EMPL BENE			9900	52	4---	---	648,033.00	55,676.40	739,058.64		-91,025.64	114.05
PUPIL TRN	OPER BUS	FUEL	9900	52	5110	000	509,046.00	37,499.84	428,770.72		80,275.28	84.23
*SUPPLIES			9900	52	5---	---	509,046.00	37,499.84	428,770.72		80,275.28	84.23
PUPIL TRN	OPER BUS	CONTR SRV	9900	52	7000	000	3,500.00		4,448.55		-948.55	127.10
*CONTR SRV			9900	52	7---	---	3,500.00		4,448.55		-948.55	127.10
*OPER BUS			9900	52	----	---	2,268,509.00	178,890.71	2,544,481.65		-275,972.65	112.17
PUPIL TRN	MAINT BUS	CLASS SAL	9900	53	3000	000	211,550.00	16,303.50	209,177.85		2,372.15	98.88
PUPIL TRN	MAINT BUS	CLASS - OT	9900	53	3040	000	1,823.00				1,823.00	
PUPIL TRN	MAINT BUS	CLASS BUY-BACK	9900	53	3300	000			440.55		-440.55	
*CLASS SAL			9900	53	3---	---	213,373.00	16,303.50	209,618.40		3,754.60	98.24
PUPIL TRN	MAINT BUS	CLASS MEDICAL	9900	53	4310	000	47,299.00	3,705.94	45,592.37		1,706.63	96.39
PUPIL TRN	MAINT BUS	CLASS L & I	9900	53	4320	000	7,323.00	610.32	8,046.30		-723.30	109.88
PUPIL TRN	MAINT BUS	CLASS UNEMP	9900	53	4330	000	1,280.00	97.83	1,225.43		54.57	95.74
PUPIL TRN	MAINT BUS	CLASS FICA	9900	53	4340	000	16,323.00	1,247.22	15,906.66		416.34	97.45
PUPIL TRN	MAINT BUS	CLASS RETIRE	9900	53	4350	000	11,607.00	888.55	11,400.26		206.74	98.22

PFSS	AA	OBBB	FPSS	AA	OBBB	LLL	Budget	Current	Year-to-Date	Outstanding Encumbrance	Balance	%
PUPIL TRN	MAINT BUS	CLASS DENTAL	9900	53	4360	000		667.24	8,954.84		-8,954.84	
PUPIL TRN	MAINT BUS	CLASS HCA	9900	53	4380	000		220.00	2,972.00		-2,972.00	
*EMPL BENE			9900	53	4---	---	83,832.00	7,437.10	94,097.86		-10,265.86	112.25
PUPIL TRN	MAINT BUS	SUPPLIES	9900	53	5000	000	7,000.00	394.59	4,364.17		2,635.83	62.35
PUPIL TRN	MAINT BUS	TIRES	9900	53	5130	000	18,500.00	584.23	14,813.58		3,686.42	80.07
PUPIL TRN	MAINT BUS	PARTS	9900	53	5140	000	99,000.00	36,099.11	151,401.88		-52,401.88	152.93
PUPIL TRN	MAINT BUS	NON-CAP EQUIP	9900	53	5430	000	1,500.00	75.32	150.64		1,349.36	10.04
*SUPPLIES			9900	53	5---	---	126,000.00	37,153.25	170,730.27		-44,730.27	135.50
PUPIL TRN	MAINT BUS	CONTR SRV	9900	53	7000	000	8,000.00	2,005.75	13,937.80		-5,937.80	174.22
PUPIL TRN	MAINT BUS	MAINT/SUP CONT	9900	53	7240	000	4,000.00	90.38	3,829.25		170.75	95.73
PUPIL TRN	MAINT BUS	REPAIRS	9900	53	7300	000	2,000.00		48.69		1,951.31	2.43
PUPIL TRN	MAINT BUS	EQUIP REPAIR	9900	53	7310	000	7,000.00				7,000.00	
*CONTR SRV			9900	53	7---	---	21,000.00	2,096.13	17,815.74		3,184.26	84.84
*MAINT BUS			9900	53	----	---	444,205.00	62,989.98	492,262.27		-48,057.27	110.82
PUPIL TRN	GARAGE OM	CONTR SRV	9900	54	7000	000	1,000.00		235.64		764.36	23.56
*CONTR SRV			9900	54	7---	---	1,000.00		235.64		764.36	23.56
*GARAGE OM			9900	54	----	---	1,000.00		235.64		764.36	23.56
PUPIL TRN	INSUR-TRN	TANK INS PREM	9900	56	7400	000	4,000.00		3,374.25		625.75	84.36
PUPIL TRN	INSUR-TRN	INSURANCE PREM	9900	56	7410	000	94,000.00	607.11	96,670.27		-2,670.27	102.84
*CONTR SRV			9900	56	7---	---	98,000.00	607.11	100,044.52		-2,044.52	102.09
*INSUR-TRN			9900	56	----	---	98,000.00	607.11	100,044.52		-2,044.52	102.09
PUPIL TRN	TRAN TRAN	CR TRANS	9900	59	1000	000	-223,350.00		-189,863.68		-33,486.32	85.01
PUPIL TRN	TRAN TRAN	TFR TO MP	9900	59	1750	000	-2,000.00	-770.00	-3,580.00		1,580.00	179.00
*CR TRANS			9900	59	1---	---	-225,350.00	-770.00	-193,443.68		-31,906.32	85.84
*TRAN TRAN			9900	59	----	---	-225,350.00	-770.00	-193,443.68		-31,906.32	85.84
SECTION 504 TRN OPER BUS		CONTR SRV	9909	52	7000	000	1,000.00	47.73	544.71		455.29	54.47
*CONTR SRV			9909	52	7---	---	1,000.00	47.73	544.71		455.29	54.47
*OPER BUS			9909	52	----	---	1,000.00	47.73	544.71		455.29	54.47

FPSS	AA	OBBB	FPSS AA OBBB LLL	Budget	Current	Year-to-Date	Outstanding Encumbrance	Balance	%
SPECIAL ED RTES OPER BUS		CLASS SAL	9921 52 3000 000	226,108.00					
*CLASS SAL			9921 52 3--- ---	226,108.00				226,108.00	
SPECIAL ED RTES OPER BUS		CLASS MEDICAL	9921 52 4310 000	90,297.00					
SPECIAL ED RTES OPER BUS		CLASS L & I	9921 52 4320 000	15,976.00				90,297.00	
SPECIAL ED RTES OPER BUS		CLASS UNEMP	9921 52 4330 000	1,357.00				15,976.00	
SPECIAL ED RTES OPER BUS		CLASS FICA	9921 52 4340 000	17,297.00				1,357.00	
SPECIAL ED RTES OPER BUS		CLASS RETIRE	9921 52 4350 000	12,300.00				17,297.00	
*EMPL BENE			9921 52 4--- ---	137,227.00				12,300.00	
								137,227.00	
*OPER BUS			9921 52 ---- ---	363,335.00				363,335.00	
DRIVER TRIPS	OPER BUS	CLASS SAL	9928 52 3000 000	60,000.00		52,014.90		7,985.10	86.69
DRIVER TRIPS	OPER BUS	DRIVER SUBS	9928 52 3020 000			282.49		-282.49	
*CLASS SAL			9928 52 3--- ---	60,000.00		52,297.39		7,702.61	87.16
DRIVER TRIPS	OPER BUS	CLASS MEDICAL	9928 52 4310 000	8,000.00					
DRIVER TRIPS	OPER BUS	CLASS L & I	9928 52 4320 000	252.00		466.25		7,533.75	5.83
DRIVER TRIPS	OPER BUS	CLASS UNEMP	9928 52 4330 000	340.00		4,821.41		-4,569.41	1,913.26
DRIVER TRIPS	OPER BUS	CLASS FICA	9928 52 4340 000	4,590.00		305.68		34.32	89.91
DRIVER TRIPS	OPER BUS	CLASS RETIRE	9928 52 4350 000	3,684.00		3,873.69		716.31	84.39
DRIVER TRIPS	OPER BUS	CLASS DENTAL	9928 52 4360 000			2,845.44		838.56	77.24
DRIVER TRIPS	OPER BUS	CLASS HCA	9928 52 4380 000			362.52		-362.52	
*EMPL BENE			9928 52 4--- ---	16,866.00		33.36		-33.36	
						12,708.35		4,157.65	75.35
*OPER BUS			9928 52 ---- ---	76,866.00		65,005.74		11,860.26	84.57
KWRL CUSTODIAL MAINT BUS		CLASS SAL	9963 53 3000 000		620.81	3,725.02		-3,725.02	
*CLASS SAL			9963 53 3--- ---		620.81	3,725.02		-3,725.02	
KWRL CUSTODIAL MAINT BUS		CLASS MEDICAL	9963 53 4310 000		649.04	1,545.25		-1,545.25	
KWRL CUSTODIAL MAINT BUS		CLASS L & I	9963 53 4320 000		39.34	195.98		-195.98	
KWRL CUSTODIAL MAINT BUS		CLASS UNEMP	9963 53 4330 000		3.72	21.85		-21.85	
KWRL CUSTODIAL MAINT BUS		CLASS FICA	9963 53 4340 000		47.49	284.97		-284.97	
KWRL CUSTODIAL MAINT BUS		CLASS RETIRE	9963 53 4350 000		43.89	209.95		-209.95	
KWRL CUSTODIAL MAINT BUS		CLASS DENTAL	9963 53 4360 000		158.87	379.67		-379.67	
KWRL CUSTODIAL MAINT BUS		CLASS HCA	9963 53 4380 000		31.24	80.61		-80.61	
*EMPL BENE			9963 53 4--- ---		973.59	2,718.28		-2,718.28	
*MAINT BUS			9963 53 ---- ---		1,594.40	6,443.30		-6,443.30	

<u>PPSS</u>	<u>AA</u>	<u>OBBB</u>	<u>PPSS AA OBBB LLL</u>	<u>Budget</u>	<u>Current</u>	<u>Year-to-Date</u>	<u>Outstanding</u> <u>Encumbrance</u>	<u>Balance</u>	<u>%</u>
Grand Expense T				3,365,000.00	278,271.79	3,370,448.25		-5,448.25	100.16

***** End of report *****

SENIORITY LIST

1	BEVERLY SUMMERHILL	9/1/1969
2	CAROL HARRIS	9/21/1973
3	DIANA LOCKEN	9/21/1978
4	CHARLI FREDRICKSON	10/2/1978
5	HELEN KREBSER	1/25/1989
6	CAREN HEAD	9/4/1990
7	LINDA RICHARDSON	9/4/1990
8	SUE HORAL	12/5/1990
9	PAM SCHNEIDER	2/22/1993
10	REGINA SCHULTZ	9/13/1993
11	DONNA CARNES	1/25/1995
12	KATHLEEN STUB	3/27/1995
13	BETH THOMAS	10/4/1995
14	TERRY PEDERSEN	3/8/1996
15	DEEJANELL CRYDERMAN	9/18/1996
16	RUTH HUNZIKER	10/12/1998
17	SHARON BUCKMASTER	10/26/1998
18	LLOYD GONZALES	11/30/1998
19	CATHY BAIRD	1/11/1999
20	CANDY KOETHE	3/4/1999
21	BAMBI WOOLFORD	9/1/1999
22	TERESA KELLER	9/1/1999
23	LORI NELSON	9/1/1999
24	CORY CLIFFTON	9/5/2000
25	LILA HAMMER	10/10/2000
26	NANCY GRAHAM	12/1/2000
27	MAUREEN BEAIRD	9/25/2001
28	SHARON TRUSSLER	11/27/2001
29	TAMMY ANGVALL	3/7/2002
30	CAROL DIX	3/28/2002
31	DEBBIE RISLEY	8/27/2002
32	LORRI CHAFFIN	4/4/2003
33	DIANA HANTHO	8/21/2003
34	RICK GRAVES	4/22/2004
35	RON STEPHENS	8/23/2004
36	JON STONE	8/23/2004
37	CINDY LEACH	8/23/2004
38	JOLLEEN WASHBURN	4/24/2005
39	DAVID ELLIOTT	5/1/2005

40	SOKOLOWSKI	8/29/2005
41	LLOYD GODSOE	8/29/2005
42	CONNIE ROGERS	8/29/2005
43	TINA DERHEIM	8/29/2005
44	MONICA FOGARTY	8/28/2006
45	LADONA BROWN	8/28/2006
46	DONALD ZAVALNEY	8/28/2006
47	CHRIS CAFFALL	4/9/2007
48	CHRIS ORNELIA	8/29/2007
49	KATHY BURNS	4/28/2008
50	MICHELLE DORMER	5/2/2008
51	PATTY GREER	8/25/2008 #1
52	TERESA THATCHER	8/25/2008#2
53	JAN ABBOTT	10/6/2008
54	ELIZABETH CHICK	8/27/2009 #1
55	KEITH PAINTER	8/27/2009 #2
56	WANDA DUNN	8/27/2009 #3
57	DARLENE THOMAS	8/27/2009 #4
58	JENNIFER FARRAR	8/27/2009 #5
59	STEPHANIE ANDERSON	8/27/2009 #6
60	JOEL BAIRD	8/27/2009 #7
61	MAYR BUCKMILLER	8/27/2009 #8
62	AL HANSEN	8/27/2009 #9
63	SHAWNDA BEUKELMAN	8/27/2009 #10
64	DAVID MCKILLIP	11/13/2009
65	SHAUNA BAKER	4/5/2010
66	LISA THREATT	8/26/2010 #1
67	JOLYNN PETERSEN	8/26/2010 #2
68	CATHY NIELSON	8/26/2010 #3
69	PHILLIP KEMP	8/26/2010 #4
70	JUSTIN CAMPBELL-GILLIS	8/26/2010 #5
71	TRACY MONAHAN	10/7/2010
72	GARY HOLLINGSHEAD	11/22/2010
73	CRYSTAL LORETH	2/28/2011
74	JACK RINARD	8/25/2011
75	KADY HUSS	8/25/2011
76	JARRETT REBELT	8/25/2011

KALAMA	DRIVER	AM ROUTE	SHUTTLE	PM ROUTE	RT HELD BY	SPARE	Trip Bus	Video
**2	CAREN HEAD	6:15-8:30		2:50-5:10		3		DVR
14	CORY CLIFFTON	7:30-8:25		2:50-4:05		8		VCR
32	BAMBI WOOLFORD	7:25-8:20		2:50-4:05			Trip	DVR
53	PAM SCHNEIDER	6:25-8:25		2:50-4:55			Trip	VCR
54	DEBBIE RISLEY	7:05-8:25		2:50-4:25			Trip	HD
57	JAN ABBOTT	7:45-8:25		2:50-3:45			Trip	HD
**82	BETH THOMAS	6:55-8:25		2:50-4:20			Trip	HD
96	JENNIFER FARRAR	7:35-8:25		2:50-4:00			Trip	HD
WOODLAND	DRIVER	AM ROUTE	SHUTTLE	PM ROUTE	RT HELD BY	SPARE	Trip Bus	
**1	SUE HORAL	6:50-8:30	2:20	2:50-4:30				VCR
4	CINDY LEACH	7:30-8:30		2:20-4:00				VCR
5	LLOYD GODSOE	7:10-8:25		2:50-4:20		11		VCR
**9	JOLLEEN WASHBURN	6:55-8:30		2:50-4:35		22		VCR
17	AL HANSEN	7:05-8:30		2:50-4:30		24 K		HD
20	NANCY GRAHAM	6:55-8:25		2:20-4:20		25 K		HD
29	PHILLIP KEMP	7:25-8:20		2:20-3:55		34	Trip	DVR
33	TRACY MONAHAN	7:00-8:30		2:20-4:05		45 GM Loner		VCR
37	JUSTIN CAMPBELL-GILLIES	6:50-8:25		2:50-4:30		50		VCR
46	CONNIE ROGERS	7:05-8:25		2:20-4:00		51		VCR
67	CHARLI FREDRICKSON	6:30-8:30		2:50-5:00		66	Trip	VCR
69	JACK RINARD	7:20-8:30		2:20-4:00		77 K	Trip	DVR
73	KADY HUSS	7:20-8:25		2:20-4:10		41 K		VCR
75	TERRY PEDERSEN	6:45-8:25	2:20	2:50-4:45				VCR
79	CAROL HARRIS	7:00-11:10					Trip	HD
**81	REGINA SCHULTZ	6:10-8:30	2:20	2:50-5:30			Trip	HD
86	DARLENE THOMAS	7:00-8:25		2:50-4:15				VCR
**97	D.J. CRYDERMAN	6:45-9:15		2:25-4:40		76 Yale	Trip	HD
98	MICHELLE DORMER	6:35-8:30		2:50-4:35			Trip	HD
RIDGEFIELD	DRIVER	AM ROUTE	SHUTTLE	PM ROUTE	RT HELD BY	SPARE	Trip Bus	
12	RON STEPHENS	6:55-8:00		2:10-4:05		15		VCR
**16	SHARON TRUSSLER	7:00-9:05		2:10-4:45		47		DVR
18	SHARON BUCKMASTER	6:40-9:10		2:10-4:35		72		VCR
19	CRYSTAL SOKOLOWSKI	6:50-9:05		2:10-4:30				HD
27	LISA THREATT	6:50-8:00		2:10-3:45			Trip	HD
30	SHAUNA BAKER	6:40-7:55		2:10-4:10			Trip	VCR
52	BEVERLY SUMMERHILL	6:45-9:00		2:10-4:30			Trip	VCR
55	CATHY BAIRD	6:45-9:05		2:10-4:40			Trip	HD
56	CATHY NIELSEN	6:55-7:50		2:10-3:50			Trip	DVR
65	ELIZABETH CHICK	6:50-8:05		2:10-3:55				VCR
68	JOEL BAIRD	6:40-7:55		2:10-4:05			Trip	VCR
70	LINDA RICHARDSON	6:55-9:10		2:10-4:50				VCR
**77	HELEN KREBSER	6:40-9:10		2:10-4:35				VCR
80	LORI NELSON	6:45-9:05		2:10-4:35			Trip	HD
83	RUTH HUNZIKER	6:50-9:05		2:10-4:30			Trip	HD
85	TINA DERHEIM	7:15-7:50		2:10-3:30				HD
88	DONALD ZAVALNEY	7:00-8:00		2:10-3:50				DVR
LACENTER	DRIVER	AM ROUTE	SHUTTLE	PM ROUTE	RT HELD BY	SPARE	Trip Bus	
6	JARRETT RUBELT	7:10-8:00		2:45-4:00	Diane Hantho	23		VCR
10	MARK BENTLER	7:10-8:20		2:45-4:00	Jarrett Rubelt	42		VCR
26	CHRIS ORNELIA	7:05-8:15		2:45-4:05			Trip	HD
28	GARY HOLLINGSHEAD	7:00-8:05		2:45-3:50			Trip	HD
35	WANDA DUNN	7:00-8:15		2:45-4:20				VCR
**36	LLOYD GONZALES	7:05-8:25	2:35	2:45-4:15			Trip	VCR
38	CRYSTAL SMITH	7:10-8:25		2:45-4:20			Trip	HD
39	MARY BUCKMILLER	7:00-8:20		2:45-4:10			Trip	HD
40	KATHY BURNS	6:55-8:20		2:45-4:20			Trip	HD
**44	JOLYNN PETERSEN	6:45-8:05		2:45-4:20			Trip	HD
74	RAY HANSON	7:05-8:15		2:45-4:10				VCR
78	CAROL DIX	6:50-11:20					Trip	HD
84	TERESA THATCHER	7:05-8:15		2:45-4:15			Trip	HD
87	LADONNA BROWN	7:25-8:20	2:35	2:45-4:00				VCR
**	Paid ride alongs							

KALAMA	DRIVER	AM ROUTE	SHUTTLE	PM ROUTE	RT HELD BY	SPARE	Video
60	Keith Painter	7:30-8:30		2:30-4:00	Kalama		VCR
WOODLAND	DRIVER	AM ROUTE	SHUTTLE	PM ROUTE	RT HELD BY	SPARE	
61	Chris Caffall	7:20-10:10	12:45-1:30	2:20-4:15	Woodland	66	VCR
62	Carol Harris			1:30-3:30	Portland		
64	Temp route	7:15-9:00		2:35-4:00	Woodland		VCR
113	Donna Carnes	6:20-9:30		2:00-5:00	Ridgefield		VCR
115	Candy Koethe	6:30-9:00		12:50-4:00	RHS/Wood		VCR
116	Stephanie Anderson	7:15-8:30	12:20-1:30	2:10-3:30	Wood/LC		VCR
117	Patty Greer	6:45-8:55		1:25-4:10	Vancouver		DVR
131	Jon Stone	7:10-8:50	11:00-12:20	2:00-3:45	Ridgefield		VCR
132	Maureen Beard	6:05-8:50		1:35-4:25	Ridge/Wood		VCR
133	Monica Fogarty	7:00-8:45	10:40-11:20	2:15-4:00	Kalama		VCR
135	Kathleen Stub	6:25-9:05		12:25-4:05	Vanvc/Wood		VCR
136	Teresa Keller	6:15-8:55		2:35-3:50	Kalama		VCR
137	Lila Hammer	6:35-9:20	11:15-1:15	2:15-5:00	Woodland		DVR
151	Lorri Chaffin	7:40-9:00		2:35-4:35	Woodland	ESD route	
						29	
						53	
RIDGEFIELD	DRIVER	AM ROUTE	SHUTTLE	PM ROUTE	RT HELD BY	SPARE	
111	Diana Locken	7:15-9:20	10:30-11:45	1:45-4:20	BG/Ridgefield	7	VCR
112	Diana Hantho	6:30-9:00		2:00-4:15	Ridgefield		VCR
LACENTE	DRIVER	AM ROUTE	SHUTTLE	PM ROUTE	RT HELD BY	SPARE	
114	Rick Graves	6:25-8:45	11:15-11:45	2:15-3:45	La Center		VCR
134	Shawnda Beukelman	6:25-8:30	10:40-12:50	2:00-4:30	La Center		DVR

Summary of Buses Currently Off Depreciation and Not Replaced

October, 2011

Bus #	Type	Status	Capacity	Year	Mileage	Depreciation \$
8	Bluebird D	Spare	78	1994	136,000	103,537
11	Bluebird D	Spare	78	1994	179,800	103,537
15	Bluebird D	Spare	78	1994	128,600	103,537
23	Bluebird D	Spare	78	1994	113,800	103,537
35	Ford C	Route	71	1997	107,500	94,865
37	Ford C	Route	71	1997	106,500	94,865
41	Ford C	Spare + K	71	1997	155,600	94,865
42	Ford C	Spare	71	1997	121,200	94,865
70	Freightliner C	Route	71	1998	111,700	96,060
71	Freightliner C	Surplus	71	1998	120,300	96,060
72	Freightliner C	Spare	71	1998	135,000	96,060
73	Freightliner C	Route	71	1998	134,800	96,060
74	Freightliner C	Route	71	1998	137,200	96,060
16	Bluebird D	Route	84	1998	61,300	103,537
17	Bluebird D	Route	84	1998	105,691	103,537
Total						\$1,507,982

Route Bus Capacity Comparison




















Type C vs. Type D

10 Type D Buses @ 78 seats per bus	780 Students
10.9 Type C Buses @ 71 seats per bus	780 Students
10 Type D Buses @ 103,537	\$1,030,537
11 Type C Buses @ 96,060	\$1,056,660

Recommendation:

Purchase 4 84 passenger Type D and 6 Type D 78 Passenger Buses	10 X \$115,000 = \$1,150,000
Purchase 2 Type A with lift Special Needs Buses	2 X \$65,000 = \$130,000
Purchase 2 Type without lift Special Needs Buses	2 X \$55,000 = \$110,000
	Total \$1,390,000
Transportation Vehicle Fund balance as of 9-30-2011	\$4,796,625

* Off Depreciation

	School District	Local Bus Number	State Bus Number	Body Year	Bus Category	VIN	Seating Capacity
	Woodland School District	95 *	11144	1986	H84D	1C9AH15A5GC102305	78
	Woodland School District	66 *	12279	1988	A22D	1FDJE34M5JHC16493	20
	Woodland School District	7 *	15004	1993	A22DL	1FDJE37M5PHB65162	10
	Woodland School District	8 *	15137	1993	H84D	1BABKB7A4PF057672	78
	Woodland School District	11 *	15260	1994	H84D	1BABKB7A2RF057673	78
	Woodland School District	23 *	15261	1994	H84D	1BABKB7A6RF057675	78
	Woodland School District	3 *	15276	1994	C48D	1HVBBPEN9RH572824	35
	Woodland School District	15 *	15277	1994	H84D	1BABKB7A4RF057674	78
	Woodland School District	22 *	16095	1996	C77D	1FDXB80C5TVA00242	72
	Woodland School District	24 *	16096	1996	C77D	1FDXB80C7TVA00243	72
	Woodland School District	25 *	16097	1996	C77D	1FDXB80C9TVA00244	72
	Woodland School District	31 *	16098	1996	C77D	1FDXB80C0TVA00245	72
	Woodland School District	34 *	16099	1996	C77D	1FDXB80C2TVA00246	72
	Woodland School District	42 *	17289	1997	C77D	1FDXB80C9VVA08833	71
	Woodland School District	41 *	17290	1997	C77D	1FDXB80C0VVA08834	71
	Woodland School District	35 *	17291	1997	C77D	1FDXB80C2VVA08835	71
	Woodland School District	37 *	17292	1997	C77D	1FDXB80C4VVA08836	71
	Woodland School District	50	17685	1998	H84D	1HVBGAAN0WA081163	78
	Woodland School District	51	17686	1998	H84D	1HVBGAAN2WA081164	78

Route
















Route

Route

Route


Route

Route

	Woodland School District	47	17687	1998	H84D	1HVBGAAN4WA081165	78
	Woodland School District	46	17688	1998	H84D	1HVBGAAN6WA081166	78
	Woodland School District	45	17689	1998	H84D	1HVBGAAN8WA081167	78
	Woodland School District	72 *	18218	1998	C77D	4UZ6CFBA6XCA70961	71
	Woodland School District	74 *	18219	1998	C77D	4UZ6CFBA8XCA70962	71
	Woodland School District	70 *	18220	1998	C77D	4UZ6CFBAXXCA70963	71
	Woodland School District	73 *	18221	1998	C77D	4UZ6CFBA1XCA70964	71
	Woodland School District	71 *	18222	1998	C77D	4UZ6CFBA3XCA70965	71
	Woodland School District	16 *	18587	2000	D84D	1BABNBPA7YF090996	84
	Woodland School District	17 *	18588	2000	D84D	1BABNBPA9YF090997	84
	Woodland School District	75	18676	2000	C77D	4UZ6CFBA6YCF11294	71
	Woodland School District	76	18677	2000	C77D	4UZ6CFBA8YCF11295	71
	Woodland School District	77	18678	2000	C77D	4UZ6CFBAXYCF11296	71
	Woodland School District	85	19295	2001	D84D	1BABNBXA51F098777	84
	Woodland School District	86	19296	2001	D84D	1BABNBXA71F098778	84
	Woodland School District	88	19297	2001	D84D	1BABNBXA91F098779	84
	Woodland School District	87	19298	2001	D84D	1BABNBXA51F098780	84
	Woodland School District	1	19706	2001	D84D	1BABNBXAX2F203850	84
	Woodland School District	4	19707	2001	D84D	1BABNBXA12F203851	84
	Woodland School District	5	19708	2001	D84D	1BABNBXA32F203852	84

	Woodland School District	6	19709	2001	D84D	1BABNBXA52F203853	84
	Woodland School District	60 *	19710	2001	A22DL	1FDSE35F71HA16106	12
	Woodland School District	10	20120	2002	D84D	1BABNBXA83F207266	84
	Woodland School District	12	20121	2002	D84D	1BABNBXAX3F207267	84
	Woodland School District	9	20128	2003	D84D	1BABNBXA63F207265	84
	Woodland School District	14	20129	2003	D84D	1BABNBXA13F207268	84
	Woodland School District	36	20822	2003	D84D	1BABNBXA83F213147	81
	Woodland School District	30	20823	2003	D84D	1BABNBXAX3F213148	81
	Woodland School District	32	20824	2003	D84D	1BABNBXA13F213149	81
	Woodland School District	33	20825	2003	D84D	1BABNBXA83F213150	84
	Woodland School District	64	20931	2003	A34DL	1FDXE45F73HA17464	13
	Woodland School District	68	21469	2005	D84D	1BABNBXA45F218624	81
	Woodland School District	69	21489	2005	D84D	1BABNBXA65F218625	81
	Woodland School District	67	21501	2005	D84D	1BABNBXA25F218623	81
	Woodland School District	65	21502	2005	D60DL	1BABKBXA75F218626	54
	Woodland School District	52	21746	2005	D84D	1BABKBXA95F222922	78
	Woodland School District	54	21747	2005	D84D	1BABKBXA25F227119	78
	Woodland School District	53	202535	2005	D84D	1BABKBXA05F222923	78
	Woodland School District	02	202577	2005	C48D	1BAKBCKA16F229426	42
	Woodland School District	55	202954	2006	D84D	1BABKBKA16F232224	78

	Woodland School District	61	203414	2006	A34DL	1FDXE45P06HA20560	30
	Woodland School District	62	203415	2006	A34DL	1FDXE45P26HA20561	30
	Woodland School District	18	203450	2006	D84D	1BABKBKA26F237867	78
	Woodland School District	19	203451	2006	D84D	1BABKBKA46F237868	78
	Woodland School District	20	203452	2006	D84D	1BABKBKA66F237869	78
	Woodland School District	26	203564	2006	D84D	1BABNBKA97F238877	84
	Woodland School District	27	203565	2006	D84D	1BABNBKA07F238878	84
	Woodland School District	28	203566	2006	D84D	1BABNBKA27F238879	84
	Woodland School District	29	203567	2006	D84D	1BABNBKA97F238880	84
	Woodland School District	56	203568	2006	D84D	1BABNBKA07F238881	84
	Woodland School District	57	203569	2006	D84D	1BABNBKA27F238882	84
	Woodland School District	38	204694	2008	D84D	1BABNBPA89F255701	84
	Woodland School District	39	204695	2008	D84D	1BABNBPA9F255702	84
	Woodland School District	40	204696	2008	D84D	1BABNBPA19F255703	84
	Woodland School District	44	204698	2008	D84D	1BABNBPA59F255705	84
	Woodland School District	79	205342	2010	D84D	1T7YT4A29A1120234	84
	Woodland School District	78	205343	2010	D84D	1T7YT4A27A1120233	84
	Woodland School District	96	205350	2010	D84D	1T7YR4A28A1120241	84
	Woodland School District	80	205351	2010	D84D	1T7YT4A20A1120235	84
	Woodland School District	84	205352	2010	D84D	1T7YT4A26A1120238	84

	Woodland School District	83	205353	2010	D84D	1T7YT4A24A1120237	84
	Woodland School District	97	205395	2010	D84D	1T7YR4A2XA1120242	84
	Woodland School District	98	205396	2010	D84D	1T7YR4A21A1120243	84
	Woodland School District	82	205425	2010	D84D	1T7YT4A22A1120236	84
	Woodland School District	114	205647	2010	A34GL	1GBJG31K191153645	30
	Woodland School District	111	205648	2010	A34GL	1GBJG31K691155293	30
	Woodland School District	112	205649	2010	A34GL	1GBJG31K191152527	30
	Woodland School District	132	205650	2010	A34G	1GBJG31K291156571	24
	Woodland School District	131	205651	2010	A34G	1GBJG31K391155526	24
	Woodland School District	133	205655	2010	A34G	1GBJG31K191159476	24
	Woodland School District	113	205685	2010	A34GL	1GBJG31K791153892	30
	Woodland School District	134	205686	2010	A34G	1GBJG31K391159785	24
	Woodland School District	81	206116	2011	D84D	1T7YT4E29B1132072	84
	Woodland School District	135	206257	2011	A34G	1GB6G2AG1A1137073	24
	Woodland School District	136	206258	2011	A34G	1GB6G2AG7A1136431	24
	Woodland School District	137	206259	2011	A34G	1GB6G2AG8A1136535	24
	Woodland School District	115	206260	2011	A34GL	1GB6G3AG2A1127772	30
	Woodland School District	116	206266	2011	A34GL	1GB6G3AG1A1128007	30
	Woodland School District	117	206667	2012	A34GL	1GB6G3AG8A1158492	30

[Privacy Policy](#)
[Disclaimer](#)
[Customer Support: 1.800.725.4311](#)
[Copyright 2004 - 2011](#)